

## **Legal Notice**

If you have serious problems with your eyesight, please seek the advice of a qualified eye care professional.

This work is released into the public domain. This document was originally designed by Joel Schneider in May, 2002.


## **Technical Notes**

The document is laid out to be printable on either letter-sized or A4 paper. Distance values for normal eyesight are marked in both U.S. Customary and metric units.

When printing the PDF version of this document, be sure to disable the "Fit to Page" print option.



To quickly test whether the eye chart is printed at the correct size, measure the height of the big letter E. It should be 3.49 inches (88.7 millimeters) high. This height represents 5 minutes of subtended arc at a distance of 200 feet (60.96 meters).

200 ft.






60 m

100 ft.



30 m

70 ft.



21 m

60 ft.

**P D C**

18 m

50 ft.

**L P E D**

15 m

40 ft.

**P E C F D**

12 m

30 ft.

**E D F C Z P**

9 m

25 ft.

**F E L O P Z D**

7.5 m

20 ft.

**D E F P O T E C**

6 m

15 ft.

**L E F O D P C T**

4.5 m

13 ft.

**F D P L T C E O**

3.9 m

10 ft.

**P E Z O L C F T D**

3 m

8 ft.

**E D L T O Z F C P**

2.4 m

6 ft.

**L P C F E T O D Z**

1.8 m

5 ft.

**T F D O P Z L E C**

1.5 m

4 ft.

**Z C T L O P D F E**

1.2 m

# Near Vision Test Card

Hold at a distance of 16 inches (40.6 centimeters).

160 in.	<b>E O P Z T L C D F</b>	4.0 m
80 in.	<b>T D P C F Z O E L</b>	2.0 m
56 in.	<b>D Z E L C F O T P</b>	1.4 m
48 in.	<b>F E P C T L O Z D</b>	1.2 m
40 in.	<b>P T L F C Z D E O</b>	1.0 m
32 in.	<b>E L Z T C O F P D</b>	80 cm
24 in.	<b>D Z E C L P T O F</b>	60 cm
20 in.	<b>L O P P Z E D C T</b>	50 cm
16 in.	<b>E L T C F P D O E</b>	40 cm